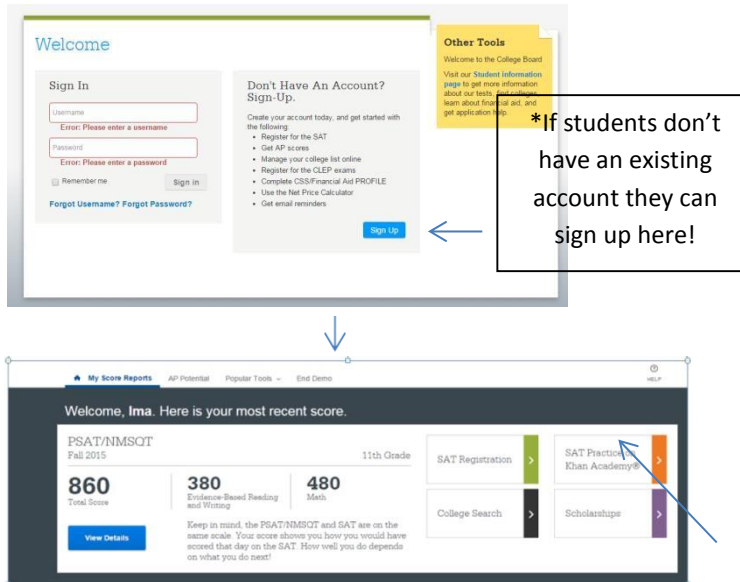
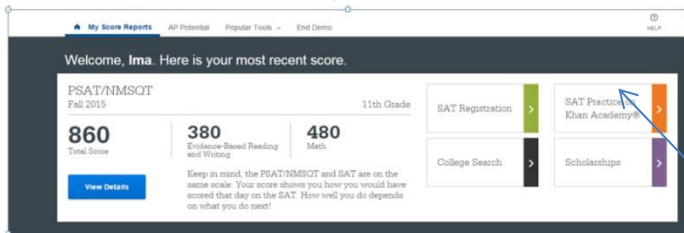


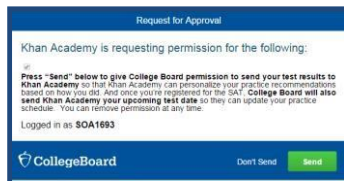
Steps to Linking with Official SAT Practice

Sign in to CollegeBoard.org and send
your test results to Khan Academy

A

***Students can link scores to Khan Academy by clicking SAT**




***Students will be prompted to send their score data**

+



1. Visit <https://www.khanacademy.org/sat>
2. Have students click on **Start practicing**
3. Click on “Coaches” Tab in your profile
4. In the “Add a coach” field, enter the class code: 3ZT2KSTM
5. ISAAC SPARKS should be listed as your coach
6. Visit <https://collegeboard.org>
7. Please see instructions below & refer to visual “A” on the left as a guide
8. After logging into or creating your account
9. Click PSAT/NMSQT, PSAT 10, & PSAT8/9 Score. You will see your score report if previously taken PSAT or SAT
10. Click SAT Practice Khan Academy to link scores
11. You will be prompted to send score data
12. Allow Khan Academy to share your activity with collegeboard





Additional Resources:

<https://collegereadiness.collegeboard.org/sat/practice> (including daily practice app., full practice tests.)

<https://collegereadiness.collegeboard.org/sat/k12-educators/advising-instruction/practice-resources>.

(Implementation guides, videos, flyers, presentations, social media suggestions, etc...)

Student resources: Roadmap to Careers <https://collegeboard.roadtripnation.com/>

Big Future: <https://bigfuture.collegeboard.org/>